



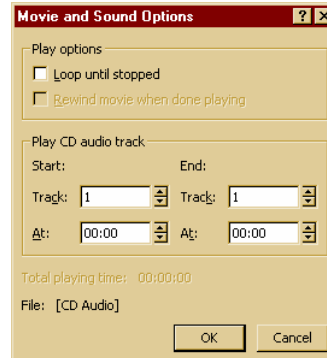
# Playing an audio cd track during your PowerPoint slideshow

## Technology for Classroom Teachers

Marilyn Western

### Step 1.

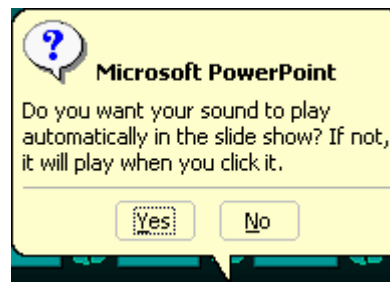
- Put your slide show together.
- Open your slideshow in slide view.
- Navigate to your first slide.
- Click on **Insert** on the toolbar.
- Select **Movies and Sounds** on the drop down list.
- Select **Play cd audio track**.



### Step 2.

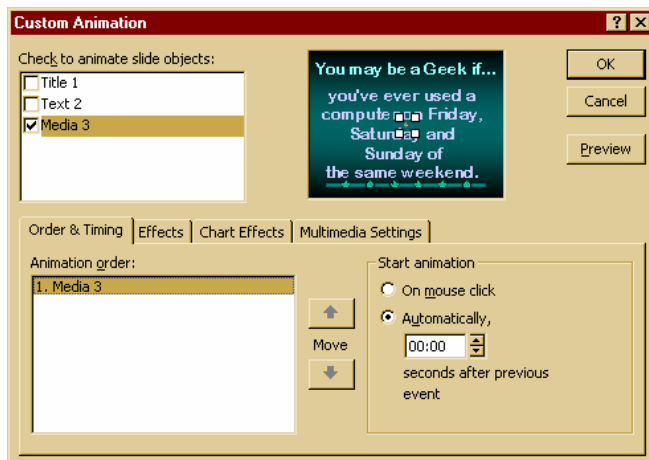
- Enter the track number of the song you'd like to feature.
- You'll probably want to start it at the beginning (00:00).
- End by entering the number of the next track at 00:00
- Click **OK**

Powerpoint will come up with a prompt for how to start your music. You'll have to decide. But you're not finished yet!



### Step 3.

- Click on **Slideshow**.
- Click on **Custom Animation** in the drop down list.
- Click on **Media** in the **Animation order** box.
- Choose whether to start the music on a mouse click or to start however many seconds after the slide appears.
- Remember there will be a several second gap before the music starts as your computer locates the correct track and starts the cd.



#### Step 4.

Click on the **Multimedia Settings** tab.

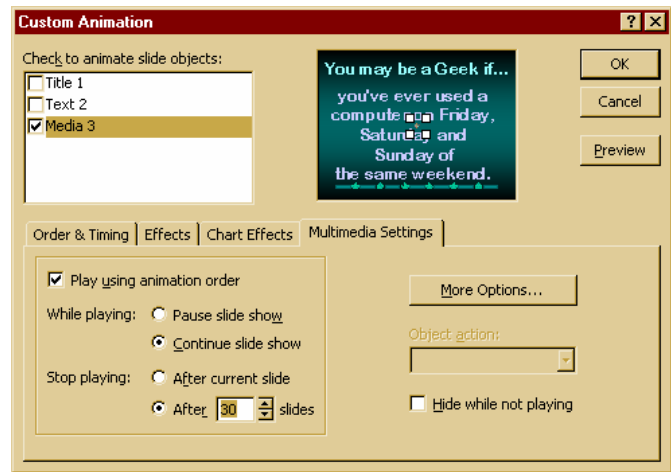
Make sure that **Play using animation order** is checked.

While playing: **Continue slide show**

Stop playing: **After \_\_ slides**. Look at how many slides your slideshow has and enter the number here.

The **More Options** button takes you back to the number of the track you've chosen. You've already done this.

Click **OK** and you're ready to try it out!



#### Step 5.

Make sure your cd is in the drive.

If you have **autoplay** (your cd automatically starts when you put it in the drive), close the cd player!

Run your slide show. The correct cd track should start at the beginning slide.

If you want the music to start as soon as the 1<sup>st</sup> slide appears, you'll have to do a little tweaking.

Put a new blank slide at the beginning of your slide show.

**Insert** your music (go back to step one) on this blank slide.

Make sure you delete the music icon on all other slides.

Now when you start your show, you'll start with the blank slide.